

PROFESSIONAL

Stucco Italiano

THE FINEST IN ITALIAN NATURAL FINISHES



The atmosphere
of the most refined
Italian tradition
in an exclusive range of
materials and finishes.

COMPANY PROFILE

- _Introducion
- _Made in Italy
- _Production - test
- _Green line
- _Our market
- _Our services
- _Colour system

COLOUR SYSTEM

- _Introducion
- _Products
- _Example

PRODUCTS

- _Introducion

WALL FINISHES - LIME BASED

- _Marmorino Fine
- _Marmorino Medium
- _Marmorino Coarse
- _Metallic Marmorino
- _Velvet Marmorino
- _Stucco Lava
- _Travertino
- _Tadelakt
- _Dilavato
- _Seta
- _Intonachino
- _Beton Stucco
- _Dolomia
- _Lime Paint

WALL FINISHES - ACRILYC BASED

- _Liberty arena
- _Liberty epoque
- _Ossidato
- _Nappa
- _Kristalium
- _Terra d'Arte
- _SuperNova
- _Spritz Color

FLOOR FINISHES

- _Pastellone
- _Terrazzo
- _Epo floor - Pastellone rinforzato
- _Accessories and other products

CONTACTS



INTRODUCTION

Stucco Italiano is a modern company since it is just 18 years that it is on the market, but their builders have more than 40 years of experience in this field of decorative wall and floor finishes.

Stucco Italiano produces and sells fine finishes for interior and exterior walls and floors, offering the best Italian artistic tradition in decorative building finishes, as well as luxurious modern solutions. This has always been his mission together with the training: its permanent school offers the highest professionalism in the plasters' application.

It is based in the Venice Region, birthplace of Italian craftsmanship and center of historical architecture.



MADE IN ITALY

All our products are made in Italy. The production path is controlled in all its steps by a technician committed to this work, to assure constancy of quality.

The high level of quality is also obtained thanks to the best raw materials, which are all of Italian origin. The finest marbles, like the Carrara marble or the lime, are seasoned almost one

year in order to obtain the refined stuccoes of the Italian tradition.

When designing our products, we give priority to the simplicity of application and to the versatility of the material, which gives the chance to the artisan to create special and new effects, often with the help of many additives that the Stucco Italiano system offers.



PRODUCTION-TEST

Regularity in a production process is hard to achieve when working with very natural materials, like lime and marble, that can greatly differ according to their origin. This responsibility became our challenge and a reason of pride for our company.

A great help in this task comes from our craftsmen that, applying daily our products, can make the last check on the

production and give important feedbacks to the technicians of the factory.

We are always ready to customize the products and to help our clients face all the requests of their customers. Coming from the craftsmanship, we are very aware and sensitive to the problems that the artisans face every day, and we know how to help.



GREEN LINE



Almost all our products have a version “Bio” which excludes all chemicals in favor of natural products such as casein, shellac and vegetable starch.

These materials are all produced in powder form in order to avoid the use of any preservative or anti-mildew. They have an excellent workability comparable to the modern products that make use of chemistry. Their quality is excellent both for strength and duration.

Several of them are also Leed certificate since we use raw material from recycling or recovery of scraps of marble.



Our products world wide applied for more than 20 years

EUROPE

Danmark
France
Spain
Germany
Portugal
Sweden
Norway
United Kingdom
Ireland
Serbia
Switzerland
Holland
Russia
Ukraina

ASIA

India
China
Azerbaijan
Thailand
HongKong
Japan
Malaysia
Singapore
Taiwan

AMERICA

United States
Canada
Brazil
Chile

AFRICA

Nigeria
Ghana
Tanzania

OCEANIA

Australia



OUR SERVICES

Training workshops

That are held in our factory three to five times a year- The calendar with more information can be found in the web site. - but it is possible to run them on your own premises.

For new distributors there is a training service of artisans who want to become trainers themselves. The courses are taught by master craftsmen with over 25 years of work experience and over 10 years of teaching.

For all those who might have trouble getting an entry visa in Italy, note that the courses are also taught at our second production unit in Serbia, a country that poses fewer barriers to entry for Asians and Africans.



Worksite Assistance

The experience of our technicians is at our Stucco Italiano customers disposal by answering their e-mail queries or by direct visits to their work site to help carry out the work.

For new customers, we give assistance in preparing their Showroom and completing the first jobs.





COLOUR SYSTEM

Two important solutions are available:

The traditional Stucco Italiano Colour Catalogue: This important reference catalog shows the 90 colors available with our Color System. Each color is displayed in a photographic image of real samples of Marmorino Veneziano A4 paper. Each page, which can be removed from the ring binder, details how to obtain that specific color with our method of coloring.

The new International Colour System is a software that allows you to get any formula of colours from the main international colour charts like NCS, Ral, Pantone, Benjamin Moore, Sherwin Williams, Sikkens, macromie and seven more for a total of 24.000 colors. You just need a good scale and our liquid pigments.

Our Colouring System offers all the necessary to allow the installer to use 24.000 different colours



1 tone colors



3 tone colors



PRODUCTS

Our company has three main product lines:

Wall finishes - lime
Wall finishes - acrylics
Finishes for floors

Each material is produced in our Italian mother house and is
Made in Italy certified.

Any product is customizable and adaptable to customer needs.
We reproduce and supply any color the customer could desire
thanks to the specialized work that accompanies us in the
development and processing of our materials.

Our line is constantly evolving thanks to our laboratories that
study new products for the customer and the style of the
moment every day.

LIME FINISHES

However, from the more traditional style they do not forget
the elegance typical of our brand. They are all ecological
materials.

Applicable with trowels or spatulas, the final texture can
be varied: smooth and glossy or textured and opaque.

ACRYLIC FINISHES

They are finishes that can be easily applied by brush or spray
and allow a final rendering of high style and elegance.
Suitable for modern and chic environments.

FINISHES FOR FLOORS

Seamless floors. Solutions of continuous floor for any kind of
environment: modern, classical, urban, elegant, minimalist.
Many effects and many colors are possible.

Each of our finishes can be customized to suit to customer needs
thanks to our specialized workmanship, continuous assistance
over time and years of experience.



22 PRODUCTS FOR WALLS AND 3 FOR FLOORS ALLOW YOU TO GET MORE THAN 70 DIFFERENT FINISHES!






WALL FINISHES

Lime based



Nineteen products. Unlimited colors and finishes



Marmorino VENEZIANO

ELEGANCE AND TRADITION



Fine Venetian **MARMORINO CLASSIC**

This decorative finish can be burnished with varying degrees of gloss and a faint chiaroscuro appearance which gives it a sense of depth



Marmorino Classic

The surface of the Classic finishing is glossy shining with a lot of depth. The finishing maintains a soft texture. The movement between the darks and the clears is gradual and the surface reflects the light very well.

Unlike the marble it has a single soft color with small shadings. Marmorino is a natural material, it is made of lime and ground marble. Characteristic is its hardness and resistance even in moistly environments like it is the Venetian lagoon. It is highly appreciated for its aesthetic effect, unique when properly lighted. It is used in sophisticated environments, such as reception areas, offices, villas. In the bathroom it is an alternative to marble and ceramic.



Traditional Venetian stucco

The Traditional not textured Venetian Plaster Normally this finish has little movement, but allows you to put highlights into your work or even add nuances with single strokes of the trowel. Its luminosity is reminiscent of wealthy Venetian salons filled with light and vibrant reflections off the waters of the Grand Canal.



Textured Venetian stucco

A modern Venetian Stucco finish similar to the old and now no longer used Spatolato Veneziano which was made with a kind of gypsum powder, oil and animal fat - see the Glossary



Stucco with Terracotta

Fine Terracotta granules are added. The result is more alive and eccentric.




Multi-Color stucco

This is variant is achieved by overlapping thin layers of different colors and tones. Complete the application, don't polish and apply a second color (and more). Than you can polish as usual.



Faux Wood stucco

This is a technique that allows you to create an easy imitation of wood while working with Marmorino. Soon after you have applied an abundant second coat make the wooden pattern with the special rubber tool. Then, once dry, you can apply two layers of Fine Marmorino in a different color.





Marmorino VENEZIANO

ELEGANCE AND TRADITION



Medium
Venetian

**MARMORINO
CARRARA**

This decorative finish, the most typical Venetian tradition, is a natural lime based plaster used in interior and exteriors





Crevassed Marmorino

Moon skin effect. The flat blade of a trowel is applied with a push and pull movement against a generous amount of fresh material.



Marmorino Salt & Pepper

Hundreds of black flecks per square meter. This additive, a black quartz sand, is packaged and read to use in a 24 kg container of Marmorino Medium. As the name suggests, there are thousands of little flecks of black in this finish. Traditionally this was generally used to finish Venetian villas and palaces. It is also called "Rasato di Calce".



Veiled Marmorino

A veil made of a thin layer of Marmorino Medium tinted in a color lighter of the background, is applied over all the surface of a fresh Marmorino medium. The result is light color coming in and out of the darker background. Once you have finished applying the marmorino, before burnishing to polish, veiling is created by adding a small amount of white marmorino to the original material which is applied overlapped for effect. This superimposed lighter color gives a real veiled look to the finish.


Pomegranate Marmorino

A Gold Marmorino Metallic is applied on an unpolished, finished red Marmorino Medium finish. There are countless variations.




Marmorino with Terracotta

Small grains of terra-cotta (coccio pesto) appear some of which are crushed with the pressure of the blade of the trowel creating spots of reddish-brown.



Veiled Marmorino

A veil made of a thin layer of Marmorino Fine, tinted in a lighter color than the background, is applied over all the surface of a fresh Marmorino medium. The result is light color going in and out of the darker background.





Marmorino VENEZIANO

ELEGANCE AND TRADITION



Coarse
Venetian

**MARMORINO
CARRARA**

This is the right material
to achieve Faux Marble
effect.
It is also appreciated for
its calm texture and looks
more like polished stone.




Marmorino Coarse

The Marmorino Coarse is just a thicker version of Marmorino Medium. It is about twice as thick as marmorino Medium and similar to the antique Marmorino of Venice which had a total final thickness of about 3 millimeters.

This Marmorino is thick like a true coating plaster. As with all the other plasters it has its place in the history of Venetian plasters. It was used as a surface substrate which was applied in numerous coats with each coat being progressively finer.

This is the right material for finishes like Faux Marble. It is also appreciated for its calm texture and looks more like polished stone.

It is also the right material for finishes like marmorino with Mother of Pearl.



Traditional Marmorino coarse

This has a semi-gloss finish with light chiaroscuro. This was the traditional exterior finish of all of the Venetian villas and important buildings.



Faux Verde Alpi marble

The technique for finishing faux marble is very old. It was the traditional finish for bathrooms and false ceilings at a time when real marble was too expensive. In those days there were few cutting and polishing tools for marble, while labor was cheap for applying faux marble.



Faux marble

Faux marble is a 'fresco' application which means that the marmorino is applied thickly so that it will dry slowly enough to allow ample time to complete elaborate decoration.



Faux Carrara marble

Polishing Faux Marble is done with a special tool heated on the fire. This is called Hot Iron Polishing so that the colors become fixed deep within the plaster and the surface acquires a deep polish like real marble.



Marmorino with Mother of Pearl

This variation has mother of pearl added. The finish has flakes gray, brown and silver flakes which reflect the light like seashells. Packages of crushed and sifted Mother of Pearl are ready to use in 24 kg. containers of Marmorino Coarse. Applying this marmorino is a bit more laborious than for normal marmorino because of its is so thick.





Faux Red Verona marble

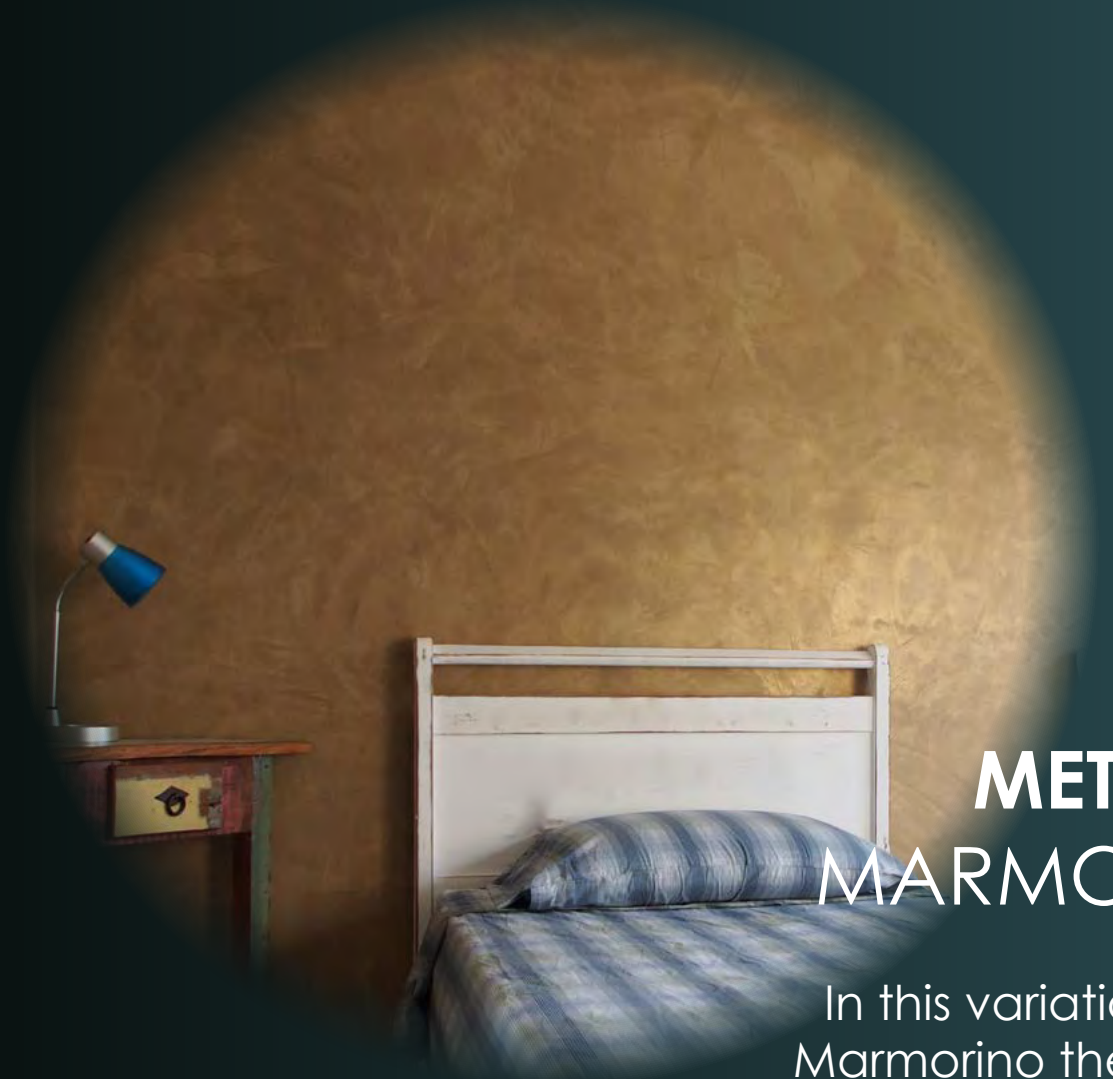
This finish is applied al fresco on marmorino. It was always used the the Venetian tradition to imitate the most precious marble. The polish is obtained by using a warm smoothing it down with a warm iron.





Marmorino METALLIC

ELEGANCE AND TRADITION



METALLIC MARMORINO

In this variation of Fine Marmorino the metallic effect is achieved with pearlescent powder which gives a soft, iridescent look



Metallic Marmorino

This is a variation of Marmorino Veneziano Classic. The metallic effect is obtained by the addition of a large quantity of fine varicolored metallic powder instead of the usual marble powder. This finish has a soft-looking effect which changes depending on the refraction of light against the surface and your point of reference.

The product base is white and is standard tinted in three colors: Gold, Silver (almost white) and Copper, but the color can be changed slightly with addition of small amounts of dye color. It is only for use on interior surfaces.

"Metallic Marmorino" is the most recent decorating product composed of micro-filtered aged slacked lime putty carefully mixed with a series of prestigious shot-powders- mica powder- with silver, golden and bronze effect.

The care of mixing these powders produces a stucco paste ready to use able to satisfy many kinds of finishing needs due to the many methods of application.

This product, of a superior fineness, is aimed to prestigious indoor decorations and the main characteristic is the reflection in its satin half-bright finishing. The application of more fine coats is possible on many different kinds of surfaces, after an appropriate under-coat smoothed with the stainless steel spatula.

After spreading, the brightness will be obtained with the stainless steel trowel so that the shot reflections will brightly appear on the finished surface.

Final protection can be done with waterproofer products (our Hydrocalce) or with a treatment of soap or bee'wax. The bee's wax, increasing the shining of the surface, reduces, because of the contrast, the shyne effect of the metallic powder.

Metallic marmorino Silver

Silver Metallic Marmorino comes in a white colour and can be tinted with our Colour System



Metallic marmorino Bronze

Bronze Metallic Marmorino is an evolution of the Golden Marmorino with black and red pigments. It can have a lot of different tones.



Metallic marmorino Gold

Golden Marmorino is nice in its yellow natural colour, but different tones of yellow can be achieved by mixing it with a little red or metallic silver Marmorino. But it can be even more beautiful when coloured in strong colours like green, red or brown





Marmorino VELVET

ELEGANCE AND TRADITION



VELVET MARMORINO

This is an opaque version
of Venetian Marmorino



Velvet

This is one of the most elegant lime-based wall finishes rendering the widest variety of aesthetic possibilities. Its slightly rough, opaque, flat finish is velvety to the touch with the typical chiaroscuro appearance of fine suede or chamois.

This velvety look is achieved because of the high quantity of cellulose micro-fibers it contains.

This makes it very durable and elastic, and therefore, more resistant to cracking if the underlying plaster cracks.

Velvet Marmorino - Traditional

Traditional finish. A soft dark and light effect is characterizing this finish.



Damasco effect

This is a very versatile material that allows the realization of a wide range of effects.





FANTASY FUSION

STUCCO LAVA

ELEGANCE AND TRADITION



LAVA STUCCO

This extremely versatile finish has been created to achieve distinctly diverse finishes. Although it is lime-based, it is remarkably resistant



Stucco Lava


Lava Stucco is a very versatile material that can be used for a variety of finishes. It is less absorbent than normal lime plaster and therefore is easy to use as a base coat for veiling. Most of our Lava finishes are made with this stucco covered with Pearl Cream applied either with the 'Veiling' technique or applied with spatula or trowel, like the Lava Metallic series.

It is quite heavy duty and can therefore be used for finishes which need to be sanded such as our finishes made with 'Mother-of-Pearl' or 'Bark'. Because it's so robust, it can also be used in finishes which have lines in relief that with weaker plasters could be damaged more easily. One such finish is our 'Rain' which is made with a brush trowel.



Black Rain finish

A thin layer of Lava stucco is applied with the trowel in the desired colour. Once it's completely dry, a second coloured coat of material of good density is abundantly applied and immediately after strips are done using a plastic brush with parallel movements. The top finish is done the day after applying diluted Glitter Cream with a brush.



Oxide finish

Lava is applied with a metal trowel in two coats. The second coat is smoothed in an irregular manner. The next day Pearl Cream is applied with a sponge overlapping colours and passing over it a number of times to get the effect of an old, oxidized metal surface.



Oxide Metal finish

It's easier to get the oxidized effect overlapping different colours of Pearl Cream.



Polished Brushed metal effect

New metallic effects can be created playing with a well-worked substrate, and finished with a top coat of bronze or gold Pearl Cream.



Stucco Mother of pearl

One coat of Stucco Lava with mother of pearl granules is applied on the previous coat which has already dried. Once this is completely dry (one or two days after) it is sanded and millions of glittery dots come out. A final protection with bee's wax is suggested.





Faux old wall

This old wall effect can be easily created by apply a slightly irregular finish and then applying several coats of veiling with slightly different shades of color and possibly lightly sanding the parts in relief.



Cascade effect

Immediately after generously applying the second coat of coloured Lava, place the flat part of the trowel blade at the top of the wall and drag it downward in a straight motion. Repeat this over the entire wall and wait for the material to start to dry. Then press it down with the trowel in vertical movements. The next day, when it is completely dry, apply Pearl Cream lightly going over the areas in relief with a sponge.




Cascade effect Silver

Immediately after generously applying the second coat of coloured Lava, place the flat part of the trowel blade at the top of the wall and drag it downward in a straight motion. Repeat this over the entire wall and wait for the material to start to dry. Then press it down with the trowel in vertical movements. The next day, when it is completely dry, apply Pearl Cream lightly going over the areas in relief with a sponge.



Platinum finish

Copper or silver coloured Metallic Marmorino is applied on an irregular finish of black Lava.



Fabric effect stucco

It originated in a studio we did for the Armani Hotel in Burj Khalifa, Dubai.


One of the many Lava finishes, Jute is worked with a metal comb or wire mesh.

Jute effect



Golden version of rain finish.

Rain Gold



White version of Lava.

White Lava



Oxide effect rust is obtained with several layers of red-brown tinted Pearl Cream.

Oxide effect rust



Iron effect with gray tinted Pearl Cream.

Iron effect





Crater effect

This is one of the most successful finishes. The second coat of dense black Lava is applied generously and immediately afterward the flat part of the trowel blade is placed on the surface pressing lightly and immediately removing it. This causes hundreds of little ridges per cubic metre. After a few hours, before the material dries, press lightly on the tips of these ridges lowering them a little or you can wait until the next day and sand them with coarse sandpaper. Then when it is completely dried apply Bronze Pearl Cream with a sponge using light pressure being careful to colour only the areas with the most relief.

The versatility of this product allows the realization of infinite solutions of finishes with inclusion of aggregates of each type.

The applicators can give vent to their creativity.





Stucco Italiano

ANCIENT STONE

TRAVERTINO

ELEGANCE AND TRADITION



TRAVERTINO

This plaster has been created to imitate travertine marble, one of the most famous Italian marbles.



Travertino

It's rough-looking, but smooth to the touch, with pleasing natural shadows.

Reminiscent of the antique Roman marble, Travertine.

The product is white and can be tinted with our Color System.

Travertino finish

This is the most traditional finish. It can be waxed with coloured waxes to be more dramatic.



Travertino Tuscany effect

This is a more modern solution. The lines are done with a plastic brush and pressed down before completely dry



Veiled Travertino

A veil of colored wax is applied to increase the dramatic effect



Traditional veiled Travertino

Traditional veiled travertine



Crocodile finish

Travertine material allows to obtain many different effects






MARRAKESH DREAM

TADELAKT

ELEGANCE AND TRADITION



TADELAKT

This Traditional Moroccan wall finish. Tadelakt is appreciated for its durability and aesthetically pleasing appearance which brings to mind exotic places.



Tadelakt

This Traditional Moroccan wall finish, originating in the Marrakech Region, is the traditional wall finish found in Hammams, the Moroccan steam bath, and in the riads of Marrakesh.

Rediscovered in the West, Tadelakt is appreciated for its durability and aesthetically pleasing appearance which brings to mind exotic places.

It has a smooth appearance, which is slightly shiny like Marmorino Veneziano, but is thicker and with a different texture.

It is very durable, water resistant, but still breathable.



Traditional finish

It has a smooth appearance, which is slightly shiny like Marmorino Veneziano, but is thicker and with a different texture.





TEXTURED MODERNITY

BETON STUCCO

ELEGANCE AND TRADITION



BETON STUCCO

This extremely versatile finish has been created to achieve distinctly diverse finishes. Although it is lime-based, it is remarkably resistant



Beton Stucco

Beton Stucco is a modern cement-based finish for interiors and exteriors. It is the easiest way to obtain decorative effects reminiscent of smooth concrete and concrete.

It can be applied on all building surfaces, but also on modern furniture. It is extremely decorative, has excellent resistance to UV rays, knocks and abrasion. For this reason it is particularly recommended for use in prestigious shops, elegant apartments, professional offices, but also where resistance to wear is required such as public offices and commercial buildings.

Natural, non-flammable and anti-mold.




Beton stucco Traditional effect

A thin layer of Lava stucco is applied with the trowel in the desired colour. Once it's completely dry, a second coloured coat of material of good density is abundantly applied and immediately after strips are done using a plastic brush with parallel movements. The top finish is done the day after applying diluted Glitter Cream with a brush.



Beton stucco Wood effect

A thin layer of Lava stucco is applied with the trowel in the desired colour. Once it's completely dry, a second coloured coat of material of good density is abundantly applied and immediately after strips are done using a plastic brush with parallel movements. The top finish is done the day after applying diluted Glitter Cream with a brush.





FLOOR FINISHES



Three products. **U**nlimited colors and finishes



PASTELLONE

ELEGANCE AND TRADITION



PASTELLONE

There are many examples of lime-based plaster floor applications in keeping with the Venetian tradition.

PASTELLONE

There are many examples of lime-based plaster floor applications in keeping with the Venetian tradition. Starting with this antique tradition, we have combined an application technique with a new material to achieve an excellent compromise. This solution retains the esthetics of antique marmorino while adding the durability that modern day living demands.

This finish is suitable for use in areas where you want natural materials and simple lines. For this reason, it's ideal for a minimalist environment because of smooth, uninterrupted continuity.

Natural Marmorino is suitable for any area.

Bathrooms, kitchens, stairs, hallways, or bedrooms. Care must be taken to avoid damaging it as for any other floors made of wood, tile or soft stone. It has a naturally non-slip surface, but special anti-slip treatments are possible. It has a smooth, lightly polished finish which has a transparent look. Cleaning is extremely easy.




Pastellone Traditional

It is thanks to the elaborate workmanship that in Traditional Marmorino for Floor the play of dark and light tones is very visible and gives depth





Pastellone Salt & Pepper

Hundreds of black dots per sq.metre contribute to give movement to the surface.



Pastellone with Terracotta granules

Traditional insert of the Venetian floor, the terracotta granules were produced recycling the tiles of the roof





TERRAZZO

ELEGANCE AND TRADITION



TERRAZZO

VENETIAN FLOOR

Historical Venetian Floor
for terrazzo and external
works completely
waterproof

TERRAZZO


Tradition of Terrazzo comes from the age in which Venice had its greatest splendor. It characteristic is the mixture of different marbles chips in different dimension and color. We can offer a material for internal use that allows to get this wonderful floor with less of 10 mm thickness.

Our product is customized adding different color marble, colored glasses or mother of pearl chips.
Interior use only.



Terrazzo with **S**mall cips

Terrazzo solution with small cips (1/3mm) of colored marble
final thickness 8/10mm



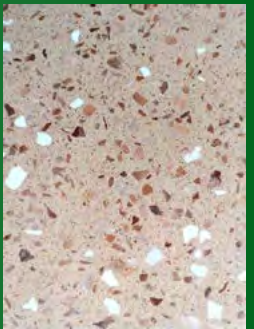
Terrazzo with **M**edium chips

Terrazzo solution with small cips (3/6mm) of colored marble
final thickness 8/12mm



Terrazzo with **B**ig chips

Terrazzo solution with small cips (6/12mm) of colored marble
final thickness 10/15mm



Terrazzo with **G**lass chips

Terrazzo solution with real Murano glass is added to get
amazing colored effect



Terrazzo with **M**other of **P**earl chips

Terrazzo solution with crashed sheves additive from 8 to 15
mm



Accessories and other products



Tools

We collect the best tools from the market and we produce some very exclusive and traditional tools for the perfect application of Italian Stuccoes.

Additives

The Stucco Italiano system is based on the materials which are usually produced in own white natural color, and a number of additives are supplied to facilitate the application and to create special effects ; a lot of products to assure the best result and a colouring system that allows the artisan to prepare easily his required colours.

Purpose of the additives is not only to ease the application but also to give special effect and the best aesthetic and protective result.



Stucco Italiano

Email

info@bypaintworks.com

Facebook

@paintworksTH

Instagram

@paintworksTH

Website

www.bypaintworks.com

Line

@paintworks

Phone Number

(02) 394 1004